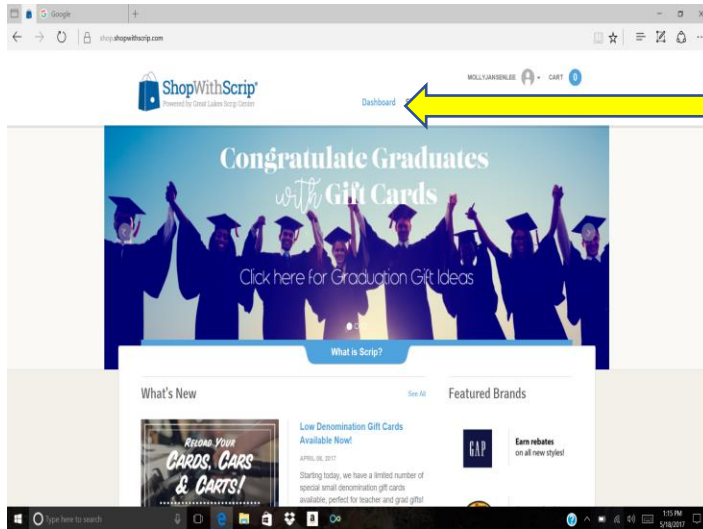
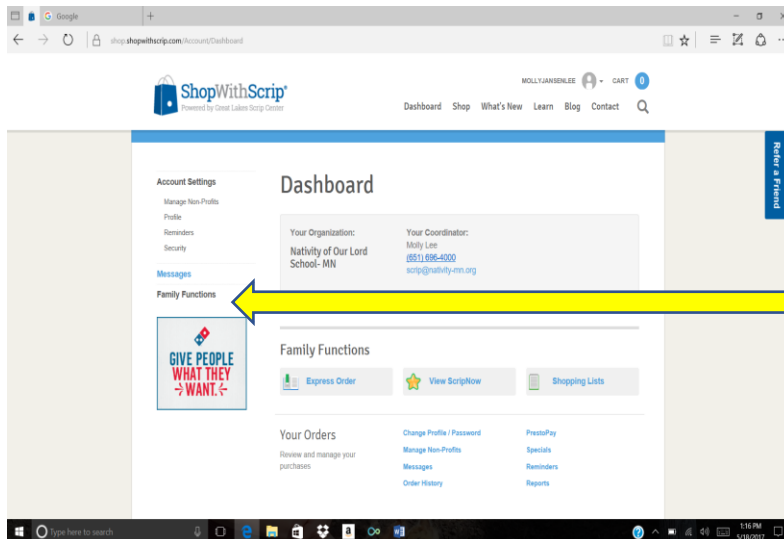


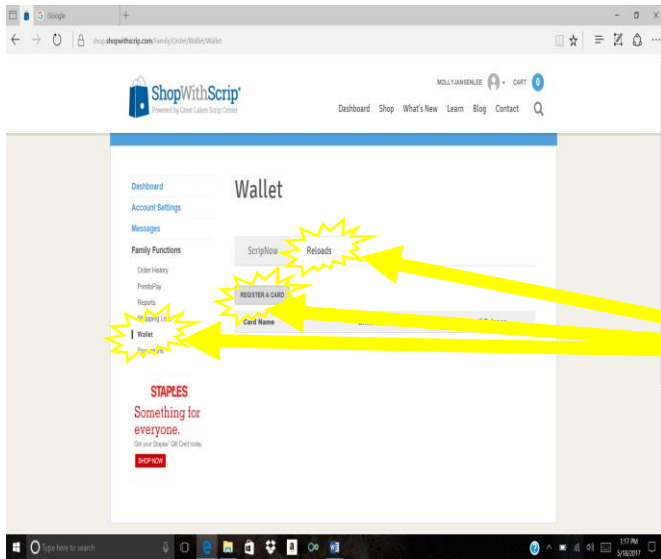
How to register a reloadable gift card...this will enable you to add funds any time without having to wait for the bi monthly order!



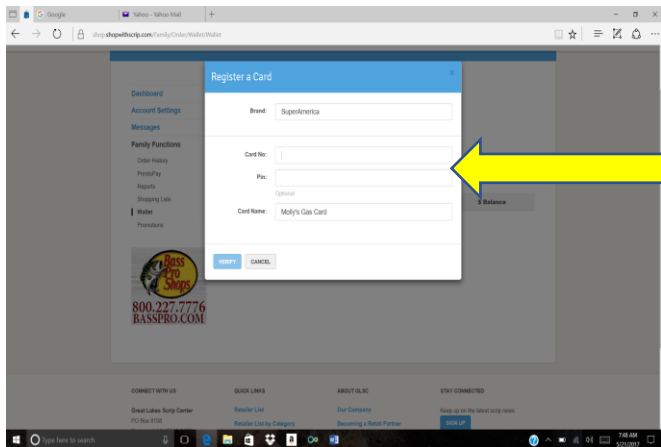
Log onto your account at www.shopwithscrip.com
Click on the Dashboard tab



Once on the Dashboard page, click on Family Functions



From the Family Functions tab click on Wallet, then Reloads, then Register a card. (Clicking on ScripNow will allow you to see previously purchased ScripNow)



Once you click on “register a card” you will get a pop up window. Start typing the brand name of the card and it will populate automatically if the card is reloadable. Then enter the bar code information and pin (if applicable). Finally, give the card a name so that when you go to reload you can easily identify it within your virtual wallet!

Once a card is successfully registered, you can access it at any time and add funds to it. No need to wait for the delivery of physical cards!