

# Grouping 210 Interim Mass Schedule Survey

Wednesday, April 10, 2019

# 537

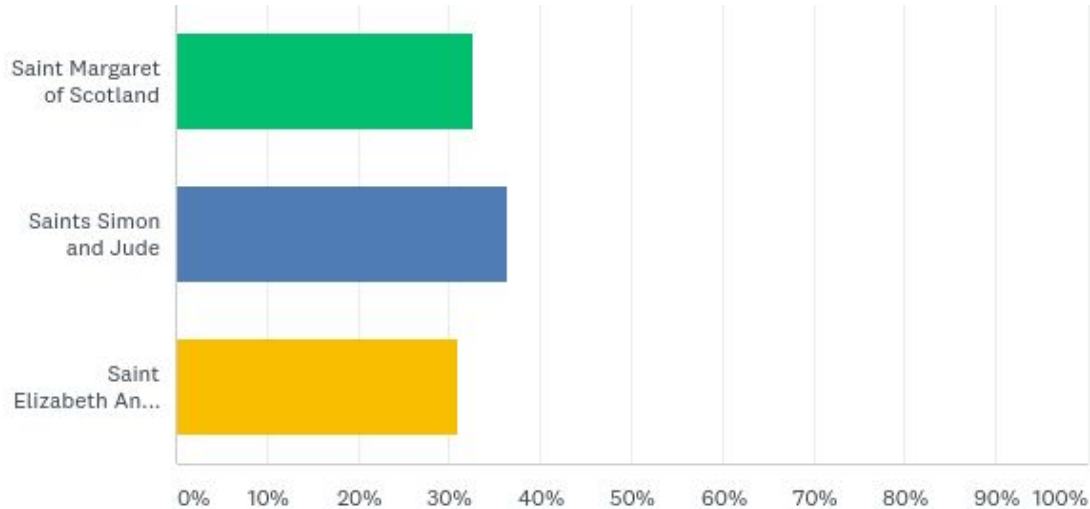
**Total Responses**

Date Created: Tuesday, February 12, 2019

Complete Responses: 499

### Q3: Since the new Mass schedule began, which church in the grouping have you attended the most? (Choose one)

Answered: 516 Skipped: 21



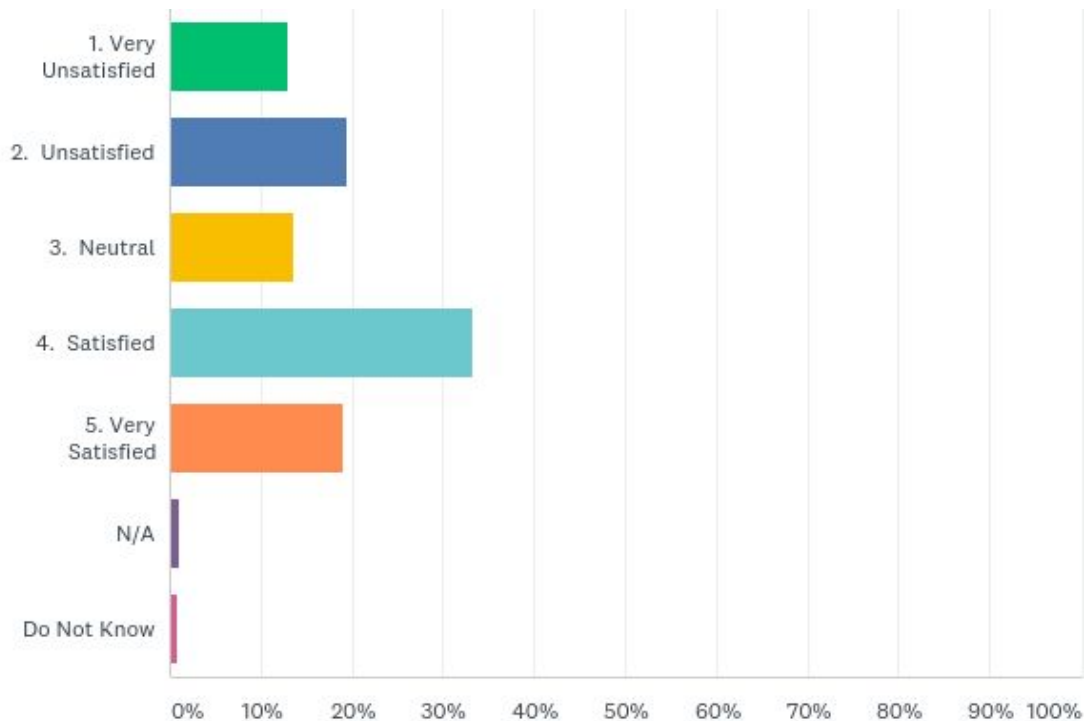
### Q3: Since the new Mass schedule began, which church in the grouping have you attended the most? (Choose one)

Answered: 516 Skipped: 21

ANSWER CHOICES	RESPONSES	
Saint Margaret of Scotland	32.56%	168
Saints Simon and Jude	36.43%	188
Saint Elizabeth Ann Seton	31.01%	160
TOTAL		516

# Q4: How satisfied are you with the Sunday Mass schedule within our grouping?

Answered: 512 Skipped: 25



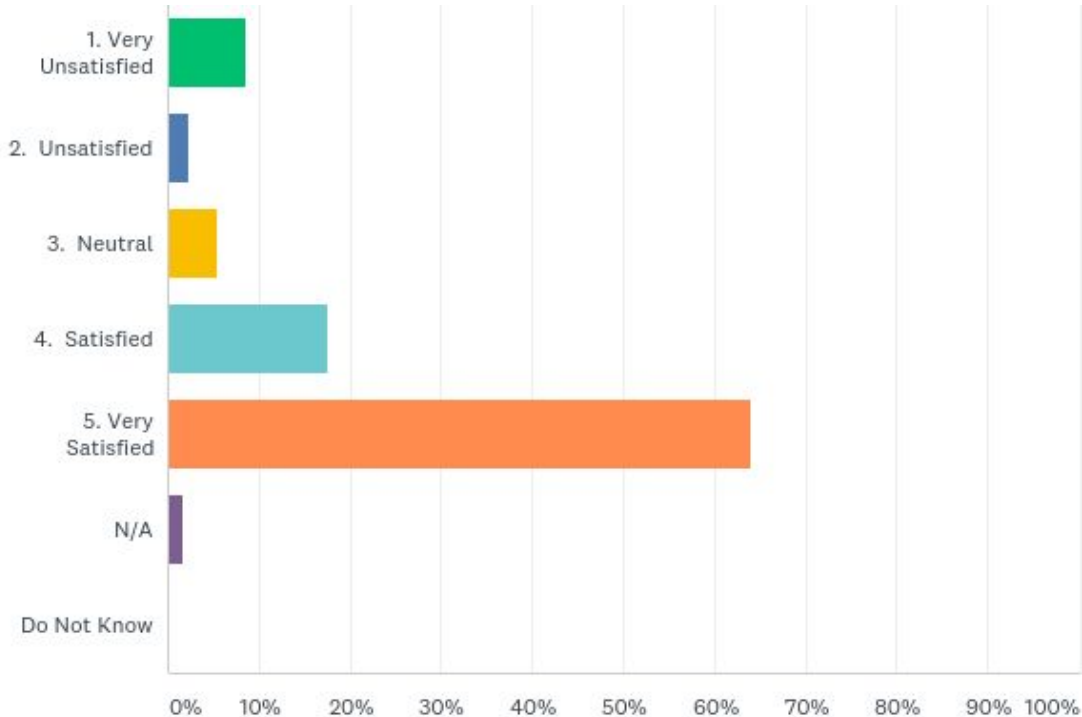
# Q4: How satisfied are you with the Sunday Mass schedule within our grouping?

Answered: 512 Skipped: 25

ANSWER CHOICES	RESPONSES	
1. Very Unsatisfied	12.89%	66
2. Unsatisfied	19.53%	100
3. Neutral	13.67%	70
4. Satisfied	33.20%	170
5. Very Satisfied	18.95%	97
N/A	0.98%	5
Do Not Know	0.78%	4
<b>TOTAL</b>		<b>512</b>

# Q5: How satisfied are you with the distance you travel to get to Mass?

Answered: 511 Skipped: 26



# Q5: How satisfied are you with the distance you travel to get to Mass?

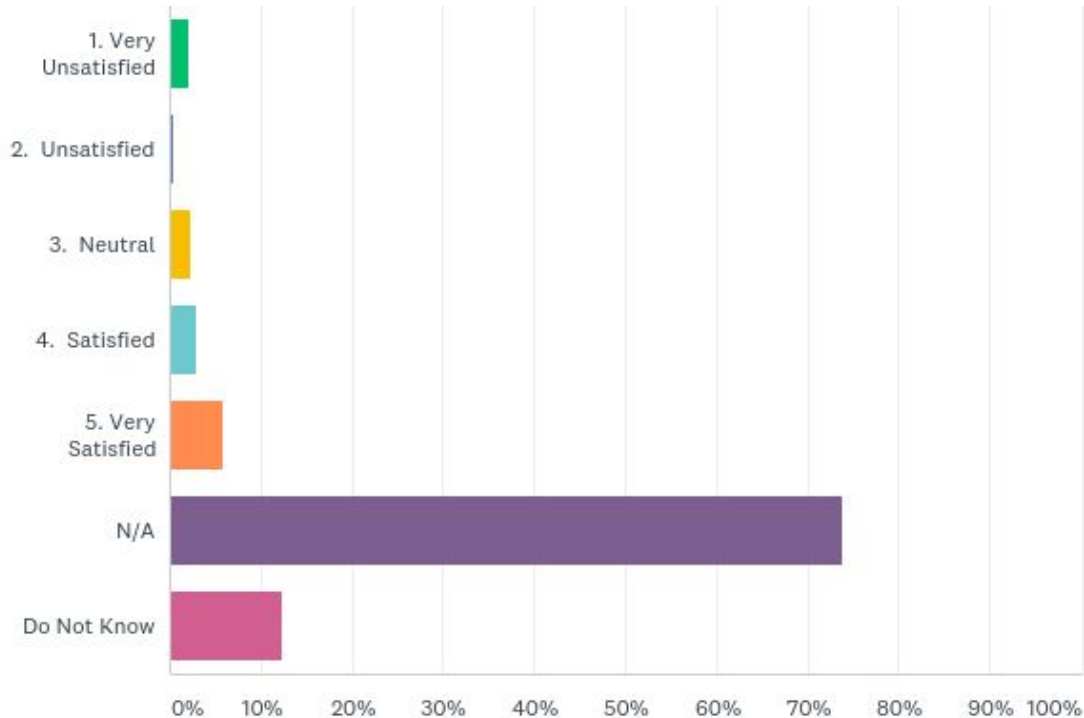
Answered: 511 Skipped: 26

ANSWER CHOICES	RESPONSES	
1. Very Unsatisfied	8.61%	44
2. Unsatisfied	2.35%	12
3. Neutral	5.48%	28
4. Satisfied	17.61%	90
5. Very Satisfied	63.99%	327
N/A	1.76%	9
Do Not Know	0.20%	1
<b>TOTAL</b>		<b>511</b>



# Q6: How satisfied are you with the availability of public transportation for scheduled Masses?

Answered: 508 Skipped: 29



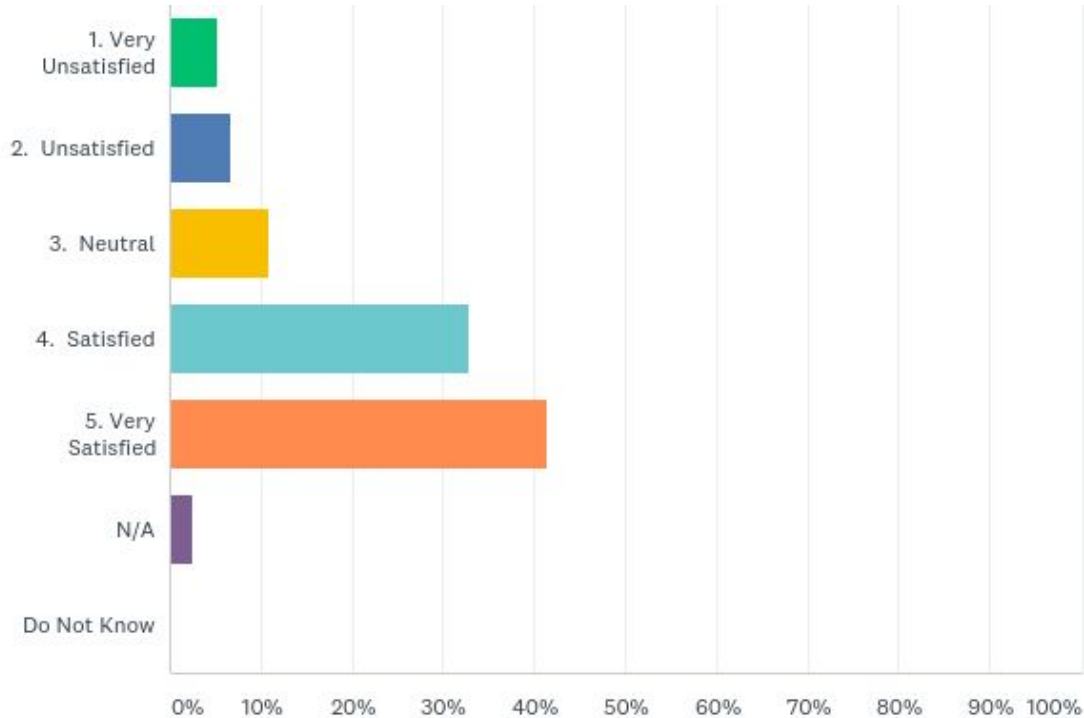
## Q6: How satisfied are you with the availability of public transportation for scheduled Masses?

Answered: 508 Skipped: 29

ANSWER CHOICES	RESPONSES	
1. Very Unsatisfied	2.17%	11
2. Unsatisfied	0.39%	2
3. Neutral	2.36%	12
4. Satisfied	2.95%	15
5. Very Satisfied	5.91%	30
N/A	73.82%	375
Do Not Know	12.40%	63
<b>TOTAL</b>		<b>508</b>

# Q7: How satisfied are you with the availability of parking?

Answered: 510 Skipped: 27



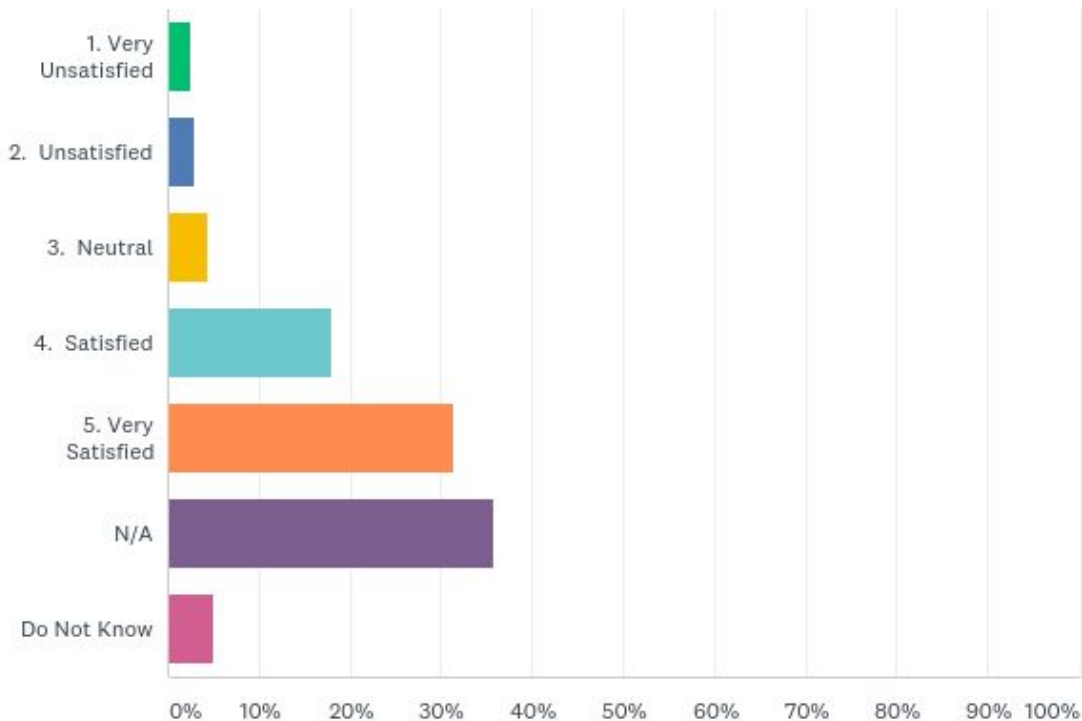
# Q7: How satisfied are you with the availability of parking?

Answered: 510 Skipped: 27

ANSWER CHOICES	RESPONSES	
1. Very Unsatisfied	5.29%	27
2. Unsatisfied	6.67%	34
3. Neutral	10.98%	56
4. Satisfied	32.94%	168
5. Very Satisfied	41.37%	211
N/A	2.55%	13
Do Not Know	0.20%	1
<b>TOTAL</b>		<b>510</b>

# Q8: How satisfied are you with the accessibility for the physically challenged?

Answered: 505 Skipped: 32



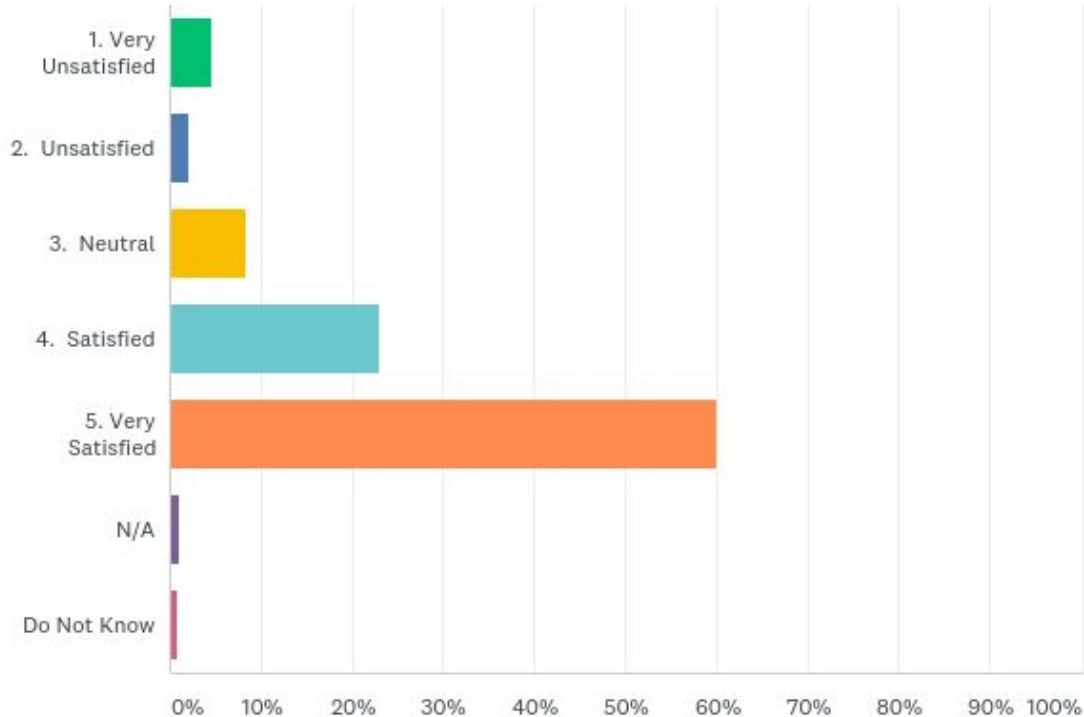
# Q8: How satisfied are you with the accessibility for the physically challenged?

Answered: 505 Skipped: 32

ANSWER CHOICES	RESPONSES	
1. Very Unsatisfied	2.57%	13
2. Unsatisfied	2.97%	15
3. Neutral	4.36%	22
4. Satisfied	18.02%	91
5. Very Satisfied	31.29%	158
N/A	35.84%	181
Do Not Know	4.95%	25
<b>TOTAL</b>		<b>505</b>

# Q9: How satisfied are you with the hospitality you experienced?

Answered: 511 Skipped: 26



# Q9: How satisfied are you with the hospitality you experienced?

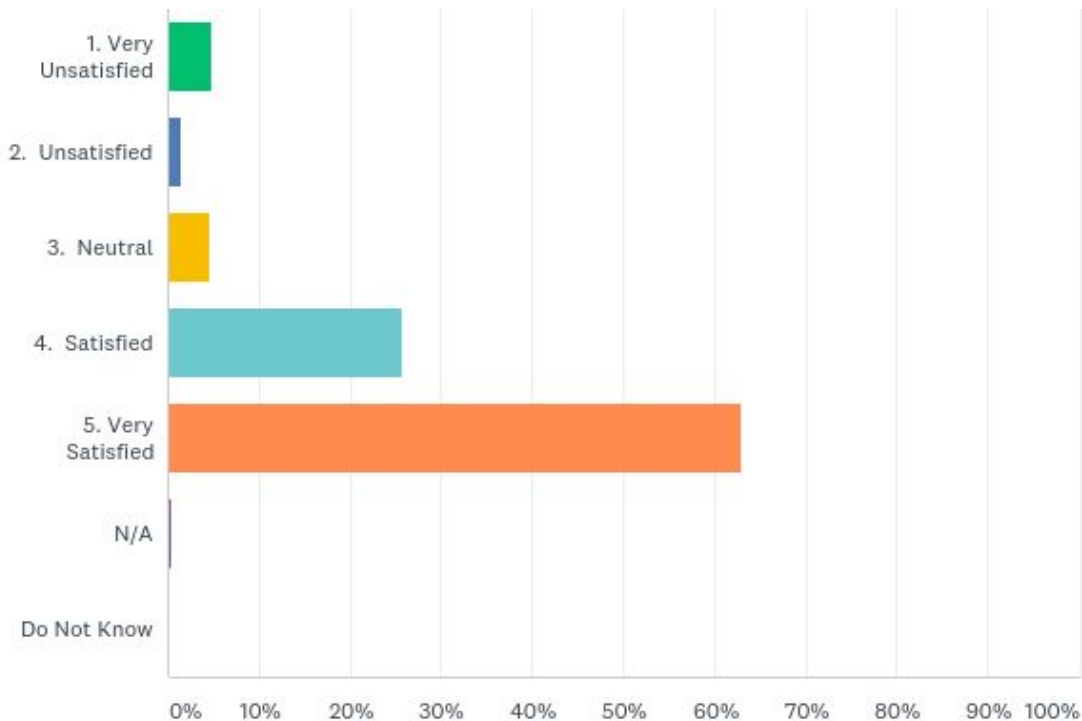
Answered: 511 Skipped: 26

ANSWER CHOICES	RESPONSES	
1. Very Unsatisfied	4.50%	23
2. Unsatisfied	2.15%	11
3. Neutral	8.41%	43
4. Satisfied	23.09%	118
5. Very Satisfied	60.08%	307
N/A	0.98%	5
Do Not Know	0.78%	4
<b>TOTAL</b>		<b>511</b>



# Q10: How satisfied are you with the ease of finding a seat for Mass?

Answered: 511 Skipped: 26



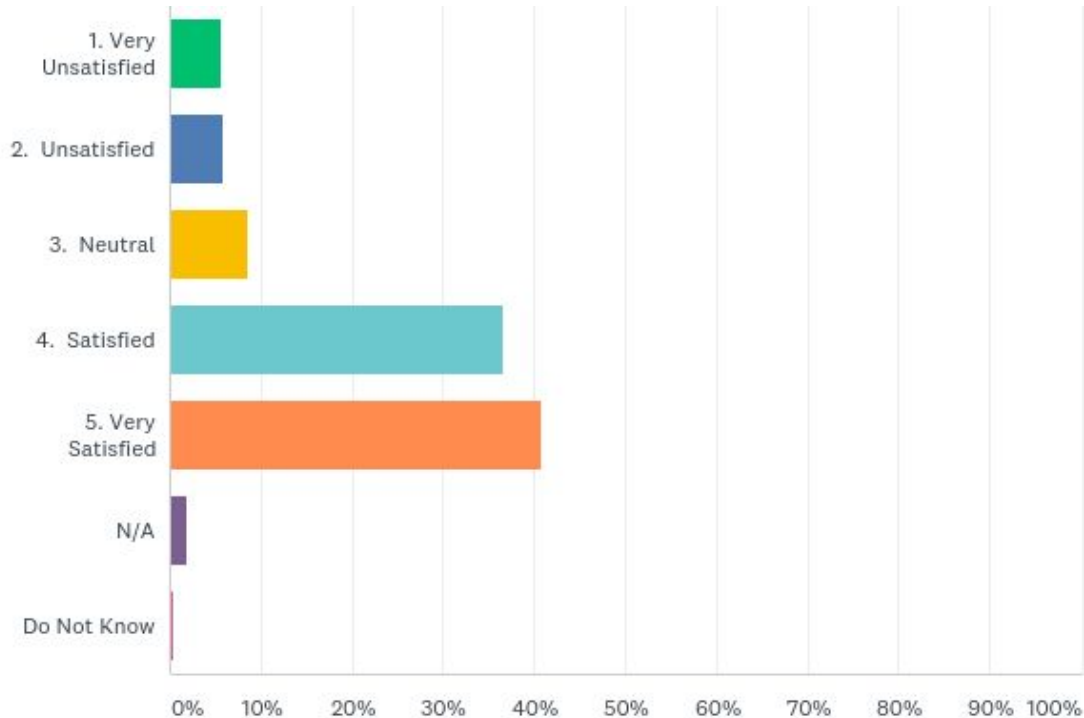
# Q10: How satisfied are you with the ease of finding a seat for Mass?

Answered: 511 Skipped: 26

ANSWER CHOICES	RESPONSES	
1. Very Unsatisfied	4.89%	25
2. Unsatisfied	1.37%	7
3. Neutral	4.50%	23
4. Satisfied	25.83%	132
5. Very Satisfied	63.01%	322
N/A	0.39%	2
Do Not Know	0.00%	0
<b>TOTAL</b>		<b>511</b>

# Q11: How satisfied are you with the ease of leaving the parking area after Mass?

Answered: 508 Skipped: 29



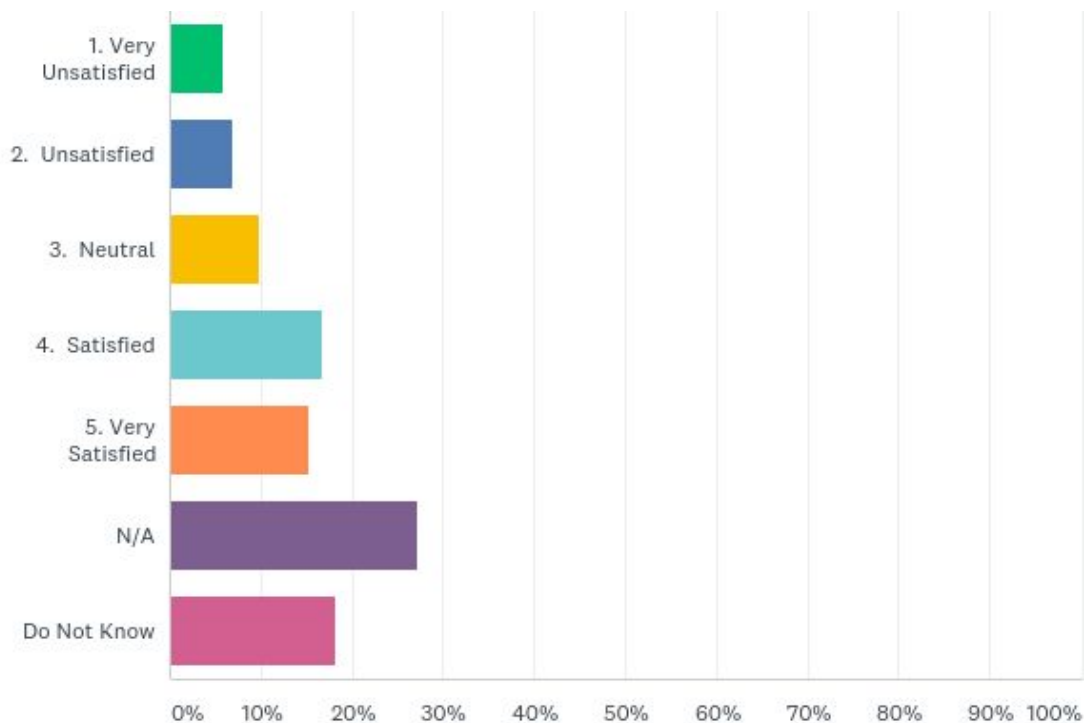
# Q11: How satisfied are you with the ease of leaving the parking area after Mass?

Answered: 508 Skipped: 29

ANSWER CHOICES	RESPONSES	
1. Very Unsatisfied	5.71%	29
2. Unsatisfied	5.91%	30
3. Neutral	8.66%	44
4. Satisfied	36.61%	186
5. Very Satisfied	40.75%	207
N/A	1.97%	10
Do Not Know	0.39%	2
<b>TOTAL</b>		<b>508</b>

# Q12: How satisfied are you with how well the Mass times work in relation to the Faith Formation schedule?

Answered: 508 Skipped: 29



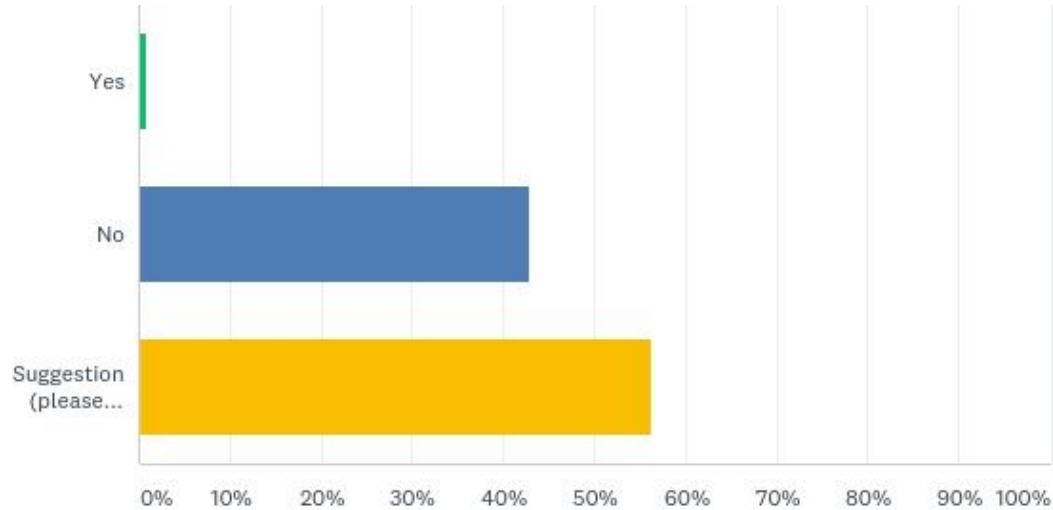
# Q12: How satisfied are you with how well the Mass times work in relation to the Faith Formation schedule?

Answered: 508 Skipped: 29

ANSWER CHOICES	RESPONSES	
1. Very Unsatisfied	5.91%	30
2. Unsatisfied	6.89%	35
3. Neutral	9.84%	50
4. Satisfied	16.73%	85
5. Very Satisfied	15.35%	78
N/A	27.17%	138
Do Not Know	18.11%	92
<b>TOTAL</b>		<b>508</b>

# Q13: Based on the criteria do you have a suggestion regarding the Sunday Mass schedule?

Answered: 491 Skipped: 46



# Q13: Based on the criteria do you have a suggestion regarding the Sunday Mass schedule?

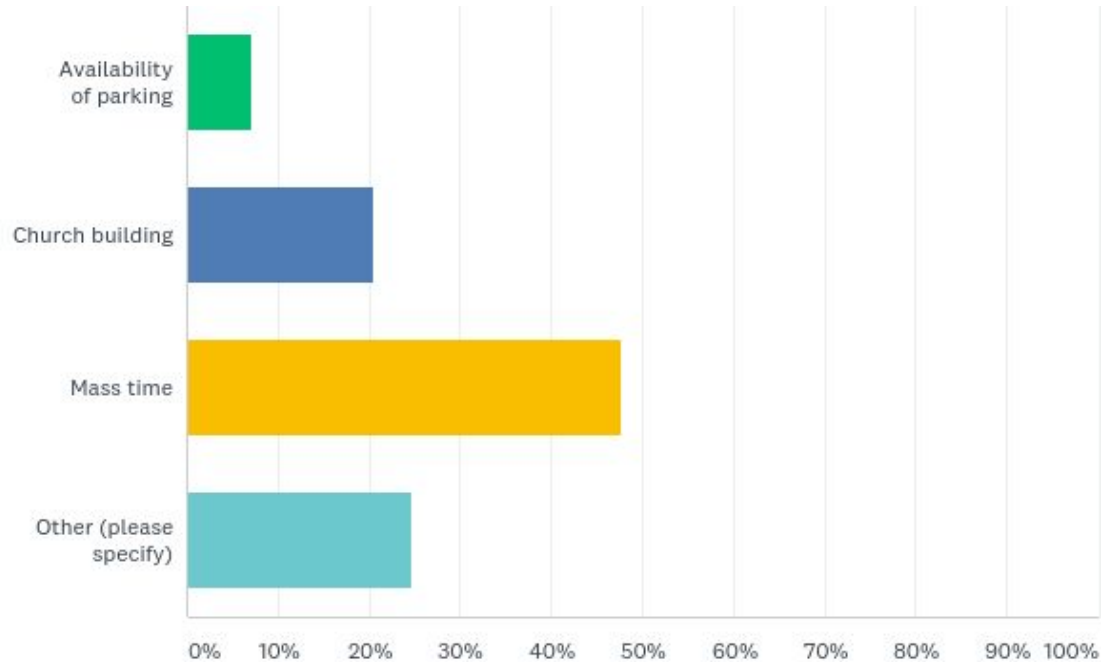
Answered: 491 Skipped: 46

ANSWER CHOICES	RESPONSES	
Yes	0.81%	4
No	42.97%	211
Suggestion (please specify)	56.21%	276
TOTAL		491



# Q14: What is most important for you regarding the Mass you choose to attend?(choose one)

Answered: 495 Skipped: 42



# Q14: What is most important for you regarding the Mass you choose to attend?(choose one)

Answered: 495 Skipped: 42

ANSWER CHOICES	RESPONSES	
Availability of parking	7.07%	35
Church building	20.61%	102
Mass time	47.68%	236
Other (please specify)	24.65%	122
<b>TOTAL</b>		<b>495</b>